


How to replace sling frames on Jamaica Beach Chaise Lounge

1. Sling frame removal

Press




Put Chaise in vertical position to remove front plastic part (grey)



Press clips and pull front bottom plastic part



Press clips and pull front bottom plastic part




Pull forward all the frame



2. Replace sling frame

Put the front in the right position



Press



Put the trammel in the right position

Front



Stripped side on back

Clips on the bottom


Back



Put the frame in the front position




Insert locks further on clip




Place the grey plastic part



Top side



Bottom side



Be careful



Check the good clipping



It's finished !!!
Enjoy your refreshed
Chaise Lounge